

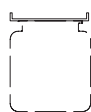


The **CINE PRO** is a large dimension electrical screen available from 8 mt. till 12 mt. of width. Cine Pro is the best choice for cinemas, theatres and auditoriums, where there is the need to join a projection with the alternative to play a performance on the stage.

**TECHNICAL SPECIFICATIONS**

- Electric **BOTTOM ROLLER** screen that assures perfect flatness
- Safer descent of the roller thanks to the steel cables and additional new **SAFETY MECHANISM** which stops motor in case an obstacle is hit during rolling down
- Screen housing **standard** in **BLACK** colour RAL 9005 – *optional* available in white colour (papyrus RAL 9018)
- Equipped with a **SAFETY SYSTEM** that prevents dropping down of the bottom roller in case of failure
- Nr. 5 new ceiling mounting brackets for an easier fixing (included)
- Truss mounting brackets (*optional*)
- Available in **bespoke sizes** – *optional* black side borders and black top drop

**DETAIL OF THE BOTTOM ROLLER**



Ceiling mounting brackets



n.1 On/off switcher



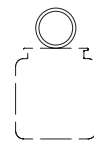
Kit RF Remote control with external receiver



Interface switch 12 volt



Low voltage contact interface



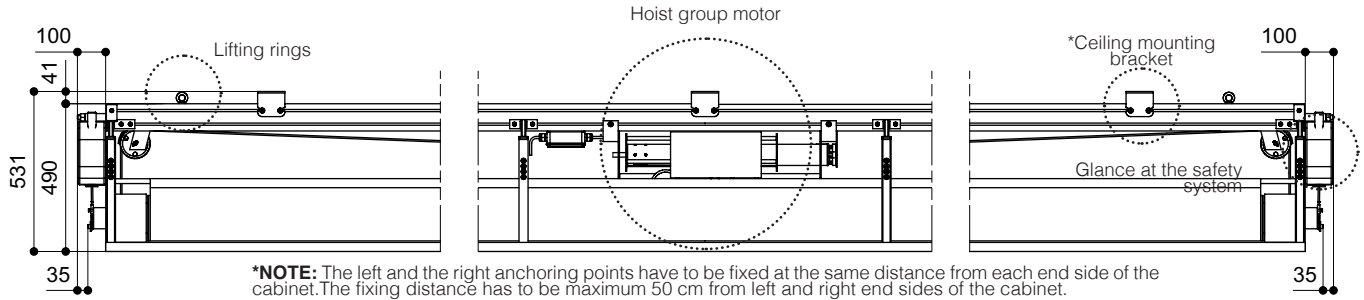
Truss mounting brackets

**INCLUDED**

**OPTIONAL** pag 70-71

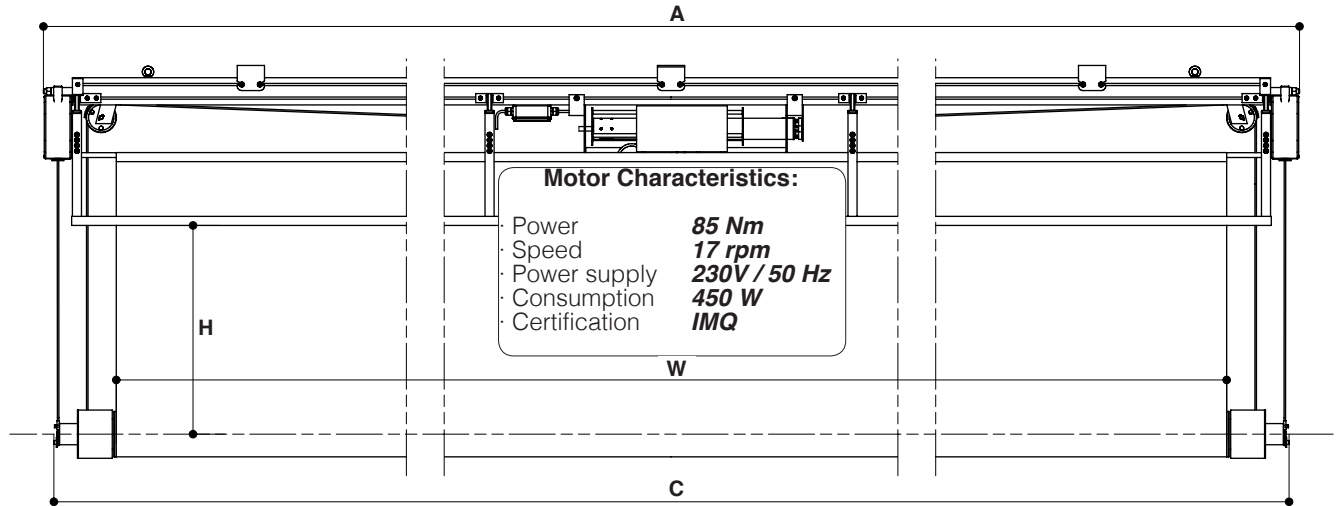


### CINE PRO CLOSED

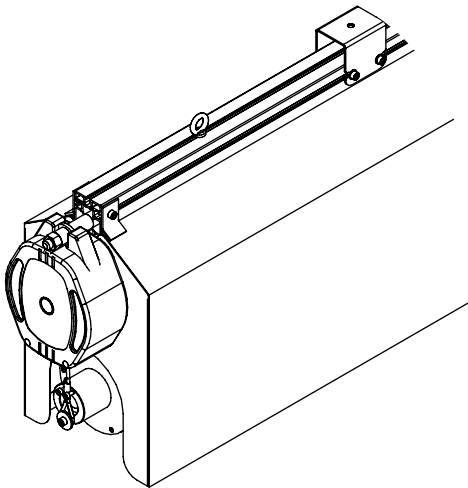


**\*NOTE:** The left and the right anchoring points have to be fixed at the same distance from each end side of the cabinet. The fixing distance has to be maximum 50 cm from left and right end sides of the cabinet.

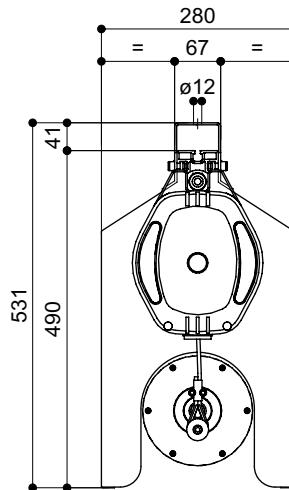
### CINE PRO OPEN



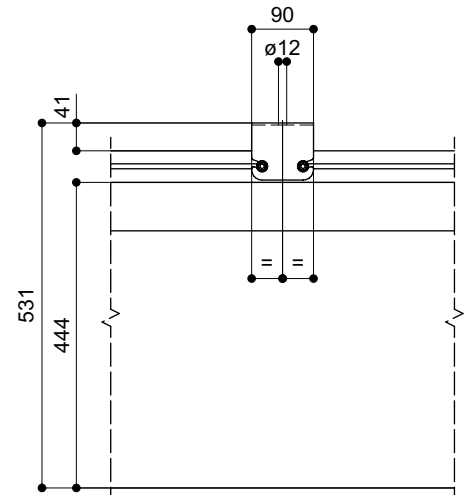
### HOUSING GLANCE



### HOUSING SIDE VIEW



### HOUSING FRONT VIEW



The measures in the drawings are expressed in millimetres.

### DIMENSIONS measures in cm

Viewing area (WxH)	Overall dimensions A - C	Approx. net weight (Kg)	Approx. gross weight (Kg)	Rolling down/up time (sec)
800 x 450	858 - 851	227	491	59
900 x 500	958 - 951	249	554	65
1000 x 550	1058 - 1051	270	614	71
1100 x 600	1158 - 1151	292	680	78
1200 x 650	1258 - 1251	314	746	85

### PROJECTION CLOTHS

Front projection surfaces	Gain	Rear projection surfaces	Gain
White*	1.2	Rear Plus*	1.1
Pure KS*	1.0	Front Rear*	0.9
Pure Matte KS*	1.1		
Microholes*	1.1		

\*Weldings on the projection surface

**Warranty:** 5 years on the motor - 24 months on the other components

